

First close-to-threshold measurement of the analysing power A_y in the reaction $\bar{p}p \rightarrow pp\eta$

P. Winter^{1,a}, H.-H. Adam², A. Budzanowski³, R. Czyżykiewicz⁴, D. Grzonka¹, M. Janusz⁴, L. Jarczyk⁴, B. Kamys⁴, A. Khoukaz², K. Kilian¹, P. Kowina^{1,6}, T. Lister², P. Moskal^{1,4}, W. Oelert¹, C. Piskor-Ignatowicz⁴, T. Rożek^{1,6}, R. Santo², G. Schepers¹, T. Sefzick¹, M. Siemaszko⁶, J. Smyrski⁴, S. Steltenkamp², A. Strzałkowski⁴, A. Täschner², M. Wolke¹, P. Wüstner⁵, and W. Zipper⁶

¹ IKP, Forschungszentrum Jülich, D-52425 Jülich, Germany

² IKP, Westfälische Wilhelms-Universität, D-48149 Münster, Germany

³ Institute of Nuclear Physics, PL-31-342 Kraków, Poland

⁴ M. Smoluchowski Institute of Physics, Jagellonian University, PL-30-059 Kraków, Poland

⁵ ZEL, Forschungszentrum Jülich, D-52425 Jülich, Germany

⁶ Institute of Physics, University of Silesia, PL-40-007 Katowice, Poland

Received: 30 September 2002 /

Published online: 22 October 2003 – © Società Italiana di Fisica / Springer-Verlag 2003

Abstract. At the internal facility COSY-11 a first measurement of the reaction $\bar{p}p \rightarrow pp\eta$ near the production threshold has been performed. Results for the analysing power will be presented and a comparison with one-meson exchange models will be discussed.

PACS. 12.40.Vv Vector-meson dominance – 13.60.Le Meson production – 13.88.+e Polarization in interactions and scattering – 24.70.+s Polarization phenomena in reactions

1 Introduction

Triggered by an extensive database on η -meson production in NN collisions through measurements of total [1–6] as well as differential cross-sections [7–11] lots of theoretical investigations have been performed in this field of physics over the last years. Several one-meson exchange models—differing mainly in the assumptions for the production mechanism—reproduce the existing data quite well so that additional measurements are needed. Polarisation observables—analysing powers or spin correlation coefficients—present a powerful tool because they are sensitive to the influence of higher partial waves.

2 Experiment

The measurement was performed at the internal facility COSY-11 [12,13] at the COoler SYnchrotron COSY [14] in Jülich with a beam momentum of $p_{\text{beam}} = 2.096 \text{ GeV}/c$ corresponding to an excess energy $Q = 40 \text{ MeV}$. The reaction takes place in a cluster target [15] mounted in front of a COSY dipole magnet. A set of drift chambers and a time-of-flight measurement with scintillation detectors allows for a four-momentum determination of positively

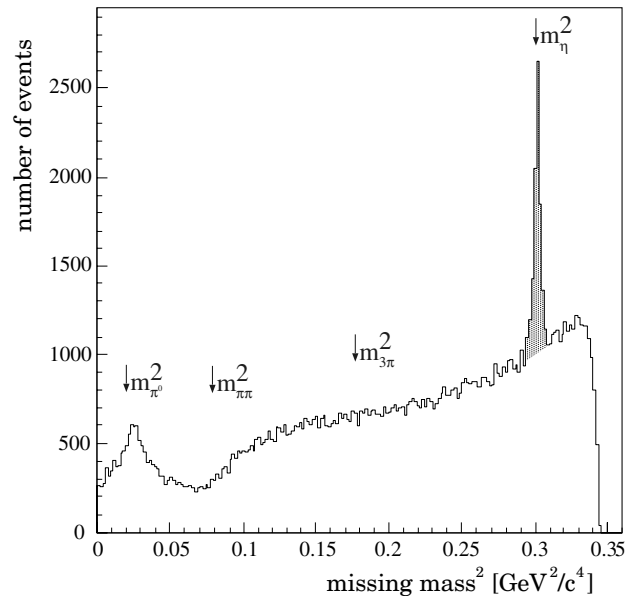


Fig. 1. Missing-mass spectrum of events with two identified protons in the exit channel.

charged ejectiles. An identification of the unregistered meson succeeds with the missing-mass method (see fig. 1).

^a e-mail: p.winter@fz-juelich.de

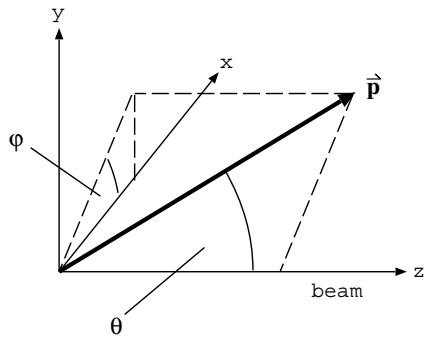


Fig. 2. Definition of the angles. θ is defined as the angle between momentum vector and the z -axis, φ between the x -axis and the projection of \vec{p} onto the x - y plane.

Table 1. Averaged beam polarisation obtained with the simultaneous measurement at the EDDA experiment.

	Time block 1	Time block 2
P_{\uparrow}	0.381 ± 0.007	0.497 ± 0.006
P_{\downarrow}	-0.498 ± 0.007	-0.572 ± 0.007

Besides a clear signal from the η -meson there is a broad background due to multi-pion reactions. The rising shape of this background results from the acceptance behaviour of the detection system. A subtraction of the background with a polynomial fit allows the determination of the number of η -events. An efficiency correction for the polar and azimuthal angle of the relative proton-proton momentum in the pp rest system was applied. This is necessary for an extraction of interference terms from contributing partial waves. The detailed analysing procedure is described in [16, 17].

3 Results

For later purposes, fig. 2 depicts the definition of the used polar (θ) and azimuthal (φ) angle. The indices p and q refer to the pp rest system and the η -meson in the CMS, respectively. The angle θ_p is chosen such that $0 \leq \theta_p \leq \pi/2$. This choice guarantees that all observables are invariant under the transformation $\vec{p} \rightarrow -\vec{p}$, as required by the identity of the two protons in the final state.

The determination of the analysing power needs the knowledge of the averaged beam polarisation $P_{\uparrow, \downarrow}$ for the cycles with spin up and down, respectively, the relative time-integrated luminosity $\mathcal{L}_{\text{rel}} := \int \mathcal{L}_{\downarrow} dt_{\downarrow} / \int \mathcal{L}_{\uparrow} dt_{\uparrow}$ and the number of events $N_{\uparrow, \downarrow}$.

Via a simultaneous measurement of the $\vec{p}p$ elastic scattering at the internal experiment EDDA [18, 19] the beam polarisation was determined for two time blocks (see table 1). The slight increase between the two blocks was caused by improved tuning of the beam with respect to polarisation.

The relative luminosity was extracted from the comparison of the measured angular distribution of the elasti-

Table 2. Time-integrated relative luminosity \mathcal{L}_{rel} .

	Time block 1	Time block 2
\mathcal{L}_{rel}	$1.004 \pm 0.004^{+0.002}_{-0.002}$	$0.949 \pm 0.004^{+0.001}_{-0.001}$

Table 3. Analysing power as a function of the emission angle θ_q^* of the η -meson in the CMS.

$\cos \theta_q^*$	$\bar{A}_y(\cos \theta_q^*)$
-0.75 ± 0.25	0.19 ± 0.21
-0.25 ± 0.25	-0.02 ± 0.09
0.25 ± 0.25	0.05 ± 0.06
0.75 ± 0.25	-0.05 ± 0.06

cally scattered protons with the distribution known from the literature [18, 19] (see table 2).

In order to account for the detection efficiency the data has been corrected on an event-by-event basis by the weighting factors determined via Monte Carlo simulations [16, 17]. Using a GEANT-3 code, 10^7 events were generated and for each event a detection system response was calculated. The simulated data sample was analysed with the same programme which is used for the analysis of the experimental data.

The determined averaged values $\bar{A}_y(\cos \theta_q^*)$ of the analysing power for the $\vec{p}p \rightarrow pp\eta$ reaction are presented in table 3 as a function of the center-of-mass polar angle $\cos \theta_q^*$ of the η -meson. Explicitly, $\bar{A}_y(\cos \theta_q^*)$ is defined via

$$\bar{A}_y(\cos \theta_q^*) := \quad (1)$$

$$\iiint \frac{d^2\sigma}{d\Omega_p d\Omega_q}(\xi) A_y(\xi) d\cos\theta_p d\varphi_p d\varphi_q^* / \frac{d\sigma}{d\cos\theta_q^*}, \quad (2)$$

where ξ denotes the set of the five variables which kinematically completely describe the exit channel, namely $(\theta_p, \varphi_p, \theta_q^*, \varphi_q^*, E_{pp})$. The kinetic energy E_{pp} of the two final protons in their CM system is given by $E_{pp} = \sqrt{s_{12}} - 2m_p$ with $\sqrt{s_{12}} = 2\sqrt{\vec{p}^2 + m_p^2}$ as the energy in the pp subsystem. θ_q^* and φ_q^* denote the angles of the η -meson in the CMS.

For the derivation of these values for the analysing power $\bar{A}_y(\cos \theta_q^*)$, we used an ansatz for the spin-dependent cross-section as already applied in case of the $\vec{p}p \rightarrow pp\pi^0$ reaction [20]. With the inclusion of the efficiency correction, an integration gives (details can be reviewed in [16])

$$\iint \frac{d^2\sigma}{d\Omega_p d\Omega_q}(\xi) A_y(\xi) d\cos\theta_p d\varphi_p = 2\pi \left(G_1^{y0} \sin \theta_q^* + (H_1^{y0} + I^{y0}) \sin 2\theta_q^* \right) \cos \varphi_q^*, \quad (3)$$

where G_1^{y0} , H_1^{y0} and I^{y0} described in [20] correspond to the explicit interference terms $(PsPp)$, $(Pp)^2$ and $(SsSd)$ of the partial-wave amplitudes. Here, the relative angular momentum of the two outgoing protons in their rest system is denoted by capital letters $l_p = S, P, D \dots$, the one of the η -meson in the CMS by small letters $l_q = s, p, d \dots$.

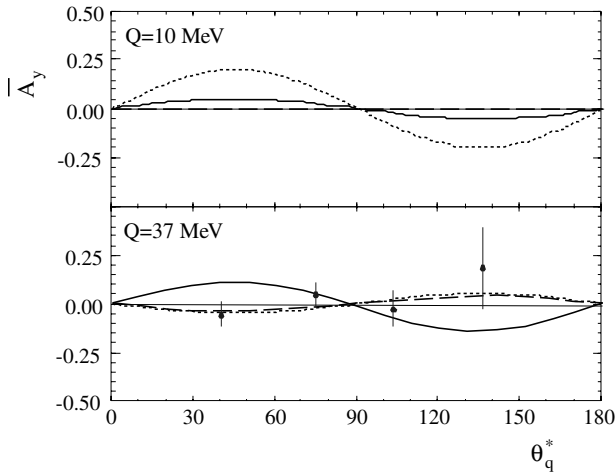


Fig. 3. Analysing power for the reaction $\bar{p}p \rightarrow pp\eta$ in dependence on θ_q^* for the two excess energies $Q = 10$ MeV and 37 MeV.

With eqs. (2) and (3), it can be shown that an extraction of the interference terms G_1^{y0} and $H_1^{y0} + I^{y0}$ is possible from the experimental data via

$$G_1^{y0} = \frac{1}{\pi^2} \sum_{\cos \theta_q^*} \frac{d\sigma}{d \cos \theta_q^*} \bar{A}_y \cdot \Delta \cos \theta_q^*,$$

$$H_1^{y0} + I^{y0} = \frac{2}{\pi^2} \sum_{\cos \theta_q^*} \frac{d\sigma}{d \cos \theta_q^*} \bar{A}_y \cos \theta_q^* \cdot \Delta \cos \theta_q^*,$$

and results in

$$G_1^{y0} = (0.003 \pm 0.004) \mu\text{b}$$

and

$$H_1^{y0} + I^{y0} = (-0.005 \pm 0.005) \mu\text{b}.$$

4 Comparison with theory

Figure 3 shows a comparison of the data (triangles) with two model predictions taken from [21] (dotted line) and [22] (solid and dashed lines) for $Q = 10$ MeV and 37 MeV.

While Fäldt and Wilkin [21] conclude a dominant ρ -meson exchange for the underlying production mechanism, the authors of ref. [22] find a dominance of π and η exchange (solid line). The dashed curve represents a reduction of their full model to a vector dominance model with an exclusion of π and η exchange. It seems that the data favours slightly the vector dominance exchange models.

The observable structure of the experimental values show a slight deviation from the $\sin \theta_q^* \cos \theta_q^*$ -dependence

of both models. This deviation indicates a non-vanishing value of G_1^{y0} . As this corresponds to the $(PpPs)$ -term, an influence of the P -wave must be suspected but right now the experimental result for G_1^{y0} is compatible with zero. A non-zero G_1^{y0} would imply that H_1^{y0} —describing the $(Pp)^2$ interference—should have a non-negligible contribution, too. For further detailed studies the data are not yet precise enough to disentangle the sum of H_1^{y0} and I^{y0} . Therefore, new data at $Q = 37$ MeV has been taken in September 2002 in order to reduce the error bars by more than a factor of 2. The data analysis is currently in progress but it is already obvious that the much higher statistics and polarisation of $P \approx 80\%$ will enable to achieve a significant increase in precision.

Furthermore, additional measurements are scheduled in the first half of 2003 at $Q = 2, 10$ and 25 MeV for tests on the predictions of the different models for the energy dependence of $A_y(\theta_q^*)$.

This work was partly supported by the European Community – Access to Research Infrastructure action of the Improving Human Potential Programme.

References

1. A.M. Bergdolt *et al.*, Phys. Rev. D **48**, 2969 (1993).
2. E. Chiavassa *et al.*, Phys. Lett. B **322**, 270 (1994).
3. Calén, H. *et al.*, Phys. Lett. B **366**, 39 (1996).
4. Calén, H. *et al.*, Phys. Rev. Lett. **79**, 2642 (1997).
5. F. Hibou *et al.*, Phys. Lett. B **438**, 41 (1998).
6. J. Smyrski *et al.*, Phys. Lett. B **474**, 182 (2000).
7. Calén, H. *et al.*, Phys. Lett. B **458**, 190 (1999).
8. B. Tatischeff *et al.*, Phys. Rev. C **62**, 054001 (2000).
9. P. Moskal *et al.*, π N Newslett. **16**, 367 (2001).
10. The COSY-TOF Collaboration (M. Abdel-Bary *et al.*), Eur. Phys. J. A **16**, 127 (2003) nucl-ex/0205016.
11. P. Moskal *et al.*, Nucl. Phys. A **721**, 657 (2003), nucl-ex/0212003
12. S. Brauksiepe *et al.*, Nucl. Instrum. Methods A **376**, 397 (1996).
13. P. Moskal *et al.*, Nucl. Instrum. Methods A **466**, 444 (2001).
14. R. Maier, Nucl. Instrum. Methods A **390**, 1 (1997).
15. H. Dombrowski *et al.*, Nucl. Instrum. Methods A **386**, 228 (1997).
16. P. Winter *et al.*, Phys. Lett. B **544**, 251 (2002).
17. P. Winter, Diploma thesis, Rheinische Friedrich-Wilhelms-Universität Bonn, 2002, IKP Jül-3943.
18. D. Albers *et al.*, Phys. Rev. Lett. **78**, 1652 (1997).
19. M. Altmeier *et al.*, prl, **85**, 1819 (2000).
20. H.O. Meyer *et al.*, Phys. Rev. C **63**, 064002 (2001).
21. G. Fäldt, C. Wilkin, Phys. Scr. **64**, 427 (2001).
22. K. Nakayama, J. Speth, T.S.H. Lee, Phys. Rev. C **65**, 045210 (2002).